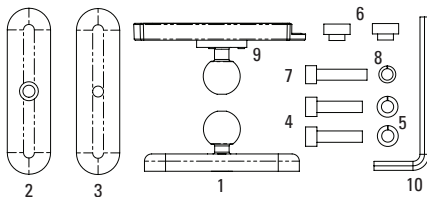


# TPX™

## HC MOUNT INSTALLATION

### ADAPTIV™ TECHNOLOGIES

### CONTENTS



Item No.	Name	Qty.
1	Stabilizer Bridge	1
2	Left Link	1
3	Right Link	1
4	Stabilizer Screw	2
5	Stabilizer Lock Washer	2
6	Stabilizer Spacer	2
7	Positioning Screw	1
8	Positioning Lock Washer	1
9	Mounting Plate	1
10	5/32" Hex Key	1

This Mount is designed specifically for 2004 model year or later Honda CBR1000.



**Warning:** Installation of the Mount should be performed by a qualified technician. Improper installation may interfere with the safety and proper operation of the product and/or vehicle.

1. Place the motorcycle on a center stand.
2. Remove the top two screws on HESD as shown in **Figure 1**.

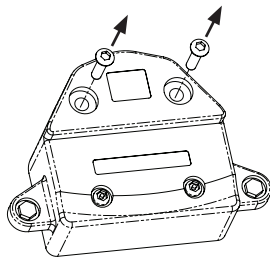


Figure 1

3. Using the 5/32" Hex Key, remove the Positioning Screw and Positioning Lock Washer to disassemble the Mount as shown in **Figure 2**.

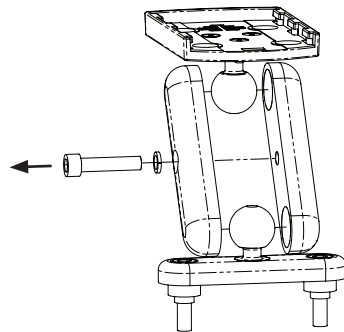


Figure 2

4. Using the  $5/32$ " Hex Key, fasten the *Stabilizer Bridge* to HESD with the supplied *Stabilizer Spacers*, *Stabilizer Screws*, and *Stabilizer Lock Washers* as shown in **Figure 3**.

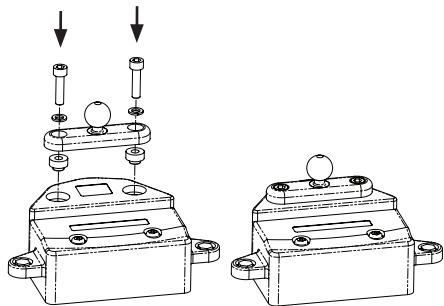


Figure 3

5. Using the  $5/32$ " Hex Key, loosely reassemble the *Mount* as shown in **Figure 4**.

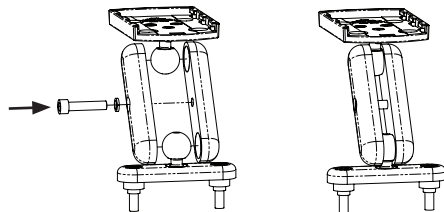


Figure 4



**Tip:** Wiring may be routed in between *Links* to aid in cable management.

6. Slide the *Main Console* (sold separately) onto the *Mounting Plate* as shown in **Figure 5**.

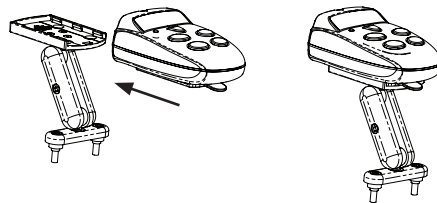


Figure 5

7. Adjust the *Main Console* and *Mount* to the desired position and tighten the *Positioning Screw* to lock the assembly in place.



**Tip:** For optimal performance, the *Main Console* should be horizontal to the ground and should not be obstructed by the gauges.



**Warning:** Verify that the position of the *Main Console* and *Mount* will not interfere with proper operation of the vehicle.



**Warning:** Make sure all screws are securely tightened before each ride so that the assembly will not move during use.

**Adaptiv Technologies, LLC**

459 Columbus Avenue  
Suite 709  
New York, NY 10024

[www.RadarForBikes.com](http://www.RadarForBikes.com)

866-ADAPTIV  
(866-232-7848)